

Report No.: 62.02513 Tracklight

Test Time: 2023-09-06 17:02

Luminaire Property

Luminaire Category: Bridgelux V3 3000K CRI90

Voltage: 217.7 V

Current: 0.021 A

Power: 3.80 W

Power Factor: 0.815

Photometric Results

CIE Class: Direct

Measurement Flux: 197.4 lm

Downward Ratio: 100%

Horizontal Diffuse Angle(50%): H31.2

Vertical Diffuse Angle(50%): V31.2

Luminaire Efficacy Rating (LER): 52

Max. Intensity: 562.53 cd

Total Rated Lamp Lumens: 197.4 lm

Efficiency: 100%

Upward Ratio: 0%

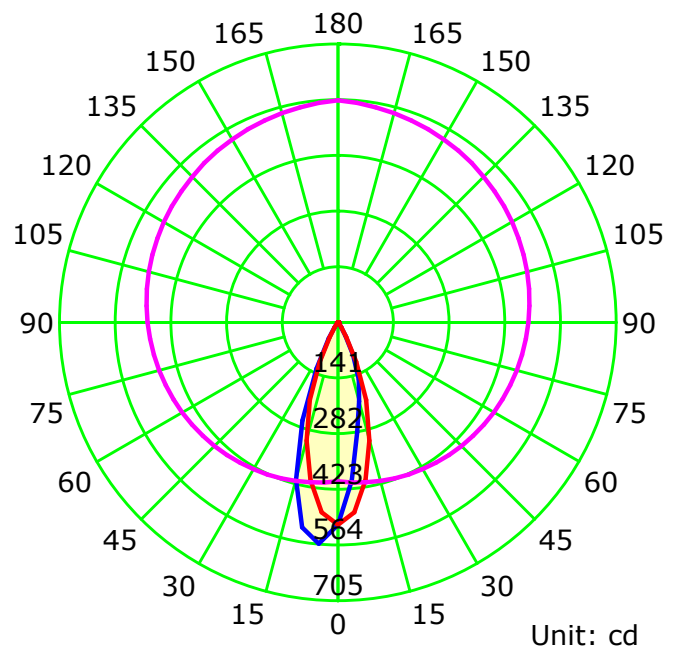
Central Intensity: 512.78 cd

Pos of Max. Intensity: H180 V5

Picture Of Luminaire



Luminous Intensity Distribution Curve



— C0-C180 — C90-C270 — G5

C Plane (°):0.0-180.0: 180.0

Test Lab:

Test Type: TYPE C

Temperature:

Operator:

Gamma Plane (°):0.0-90.0:5.0

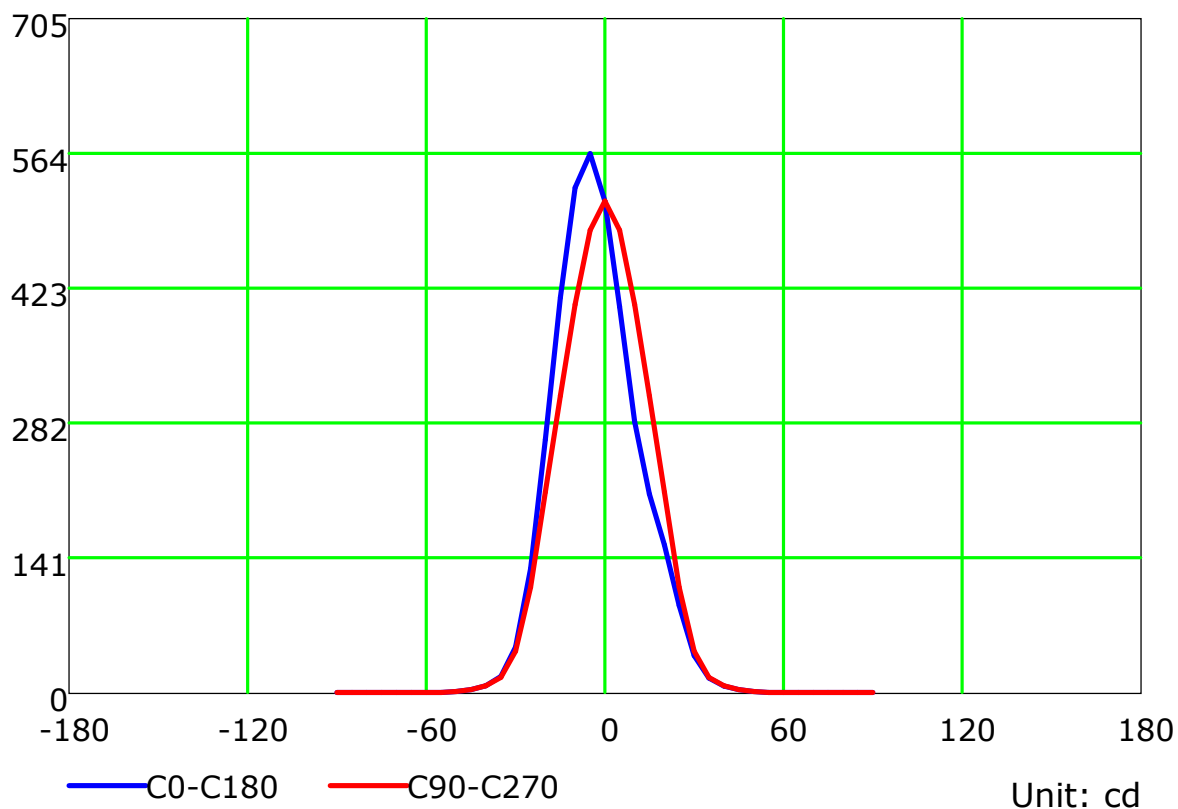
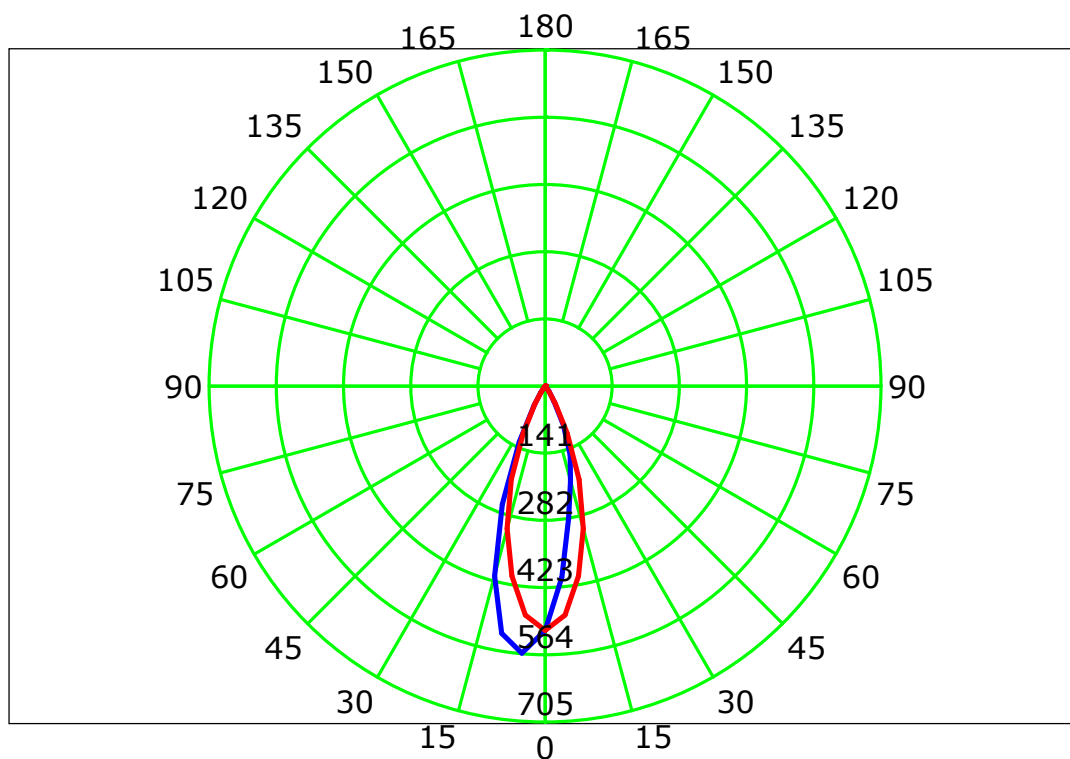
Test Device: CHL-6E

Distance: 3.000 m

Humidity:

Inspector:

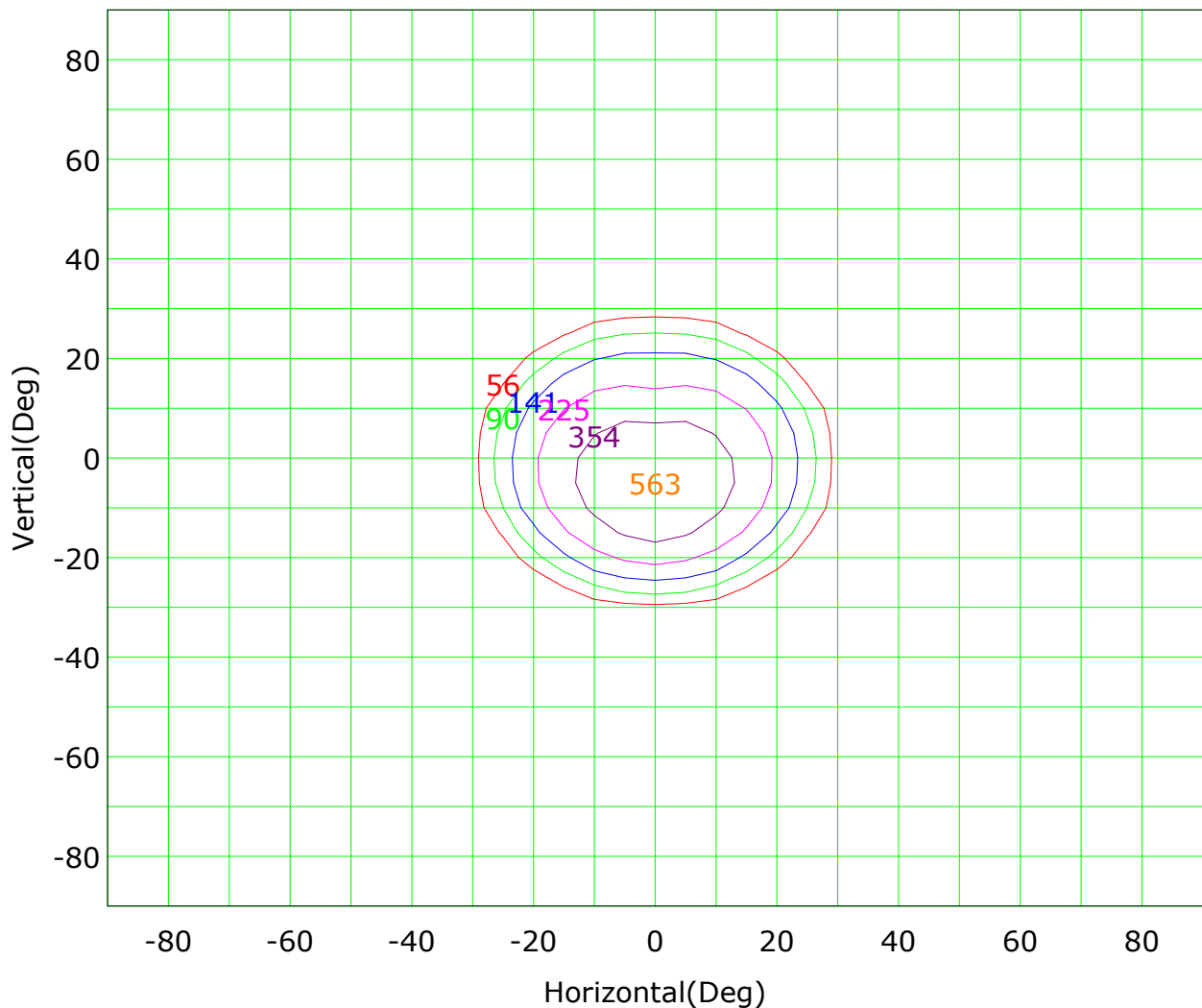
Luminous Intensity Distribution Curve



C Plane (°):0.0-180.0: 180.0
Test Lab:
Test Type: TYPE C
Temperature:
Operator:

Gamma Plane (°):0.0-90.0:5.0
Test Device: CHL-6E
Distance: 3.000 m
Humidity:
Inspector:

Isocandela (rectangle)



Imax (100%): 563 cd

(10%):	56 cd	(16%):	90 cd
(25%):	141 cd	(40%):	225 cd
(63%):	354 cd	(100%):	563 cd

C Plane (°):0.0-180.0: 180.0

Test Lab:

Test Type: TYPE C

Temperature:

Operator:

Gamma Plane (°):0.0-90.0:5.0

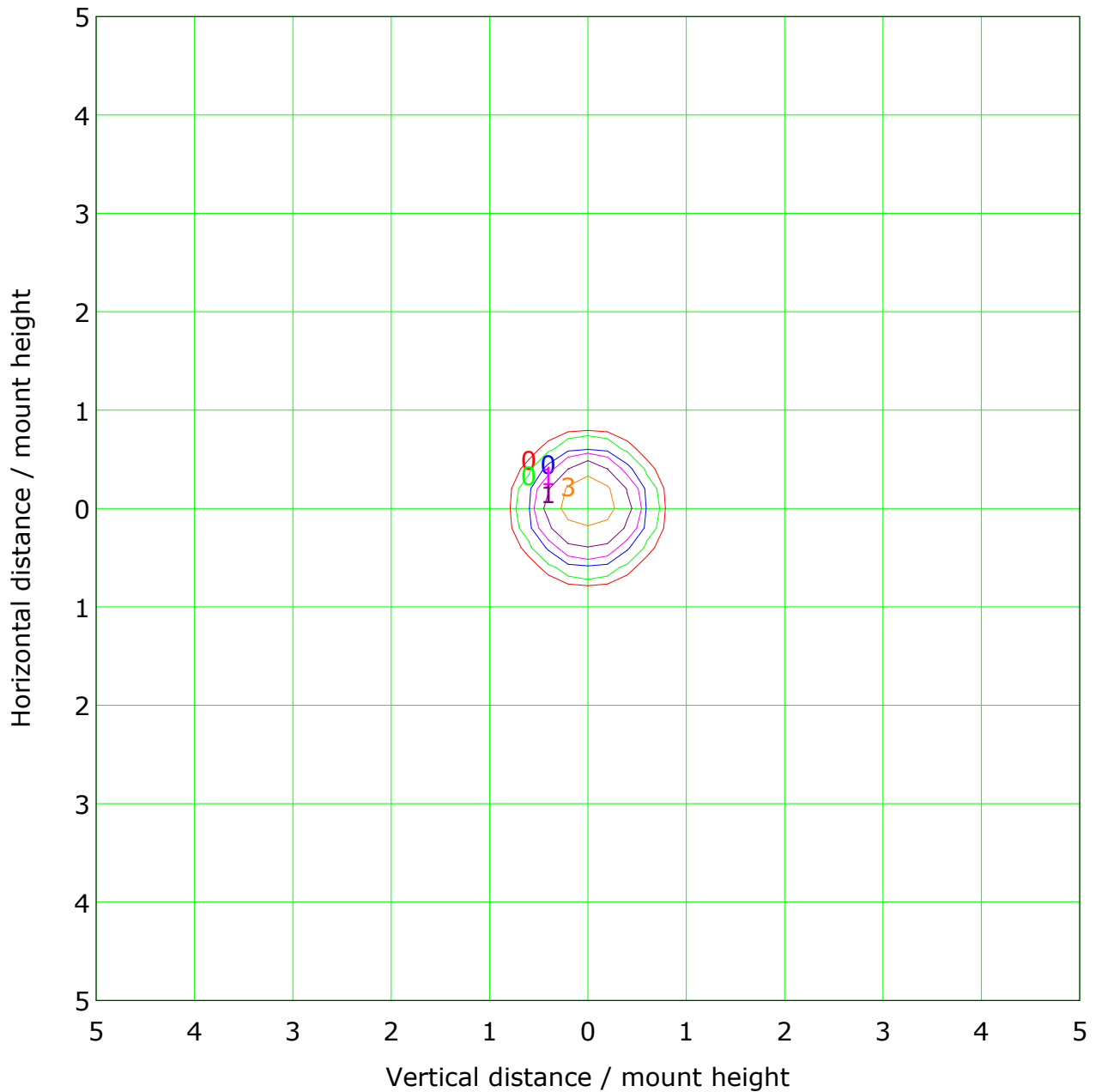
Test Device: CHL-6E

Distance: 3.000 m

Humidity:

Inspector:

IsoLux Plot

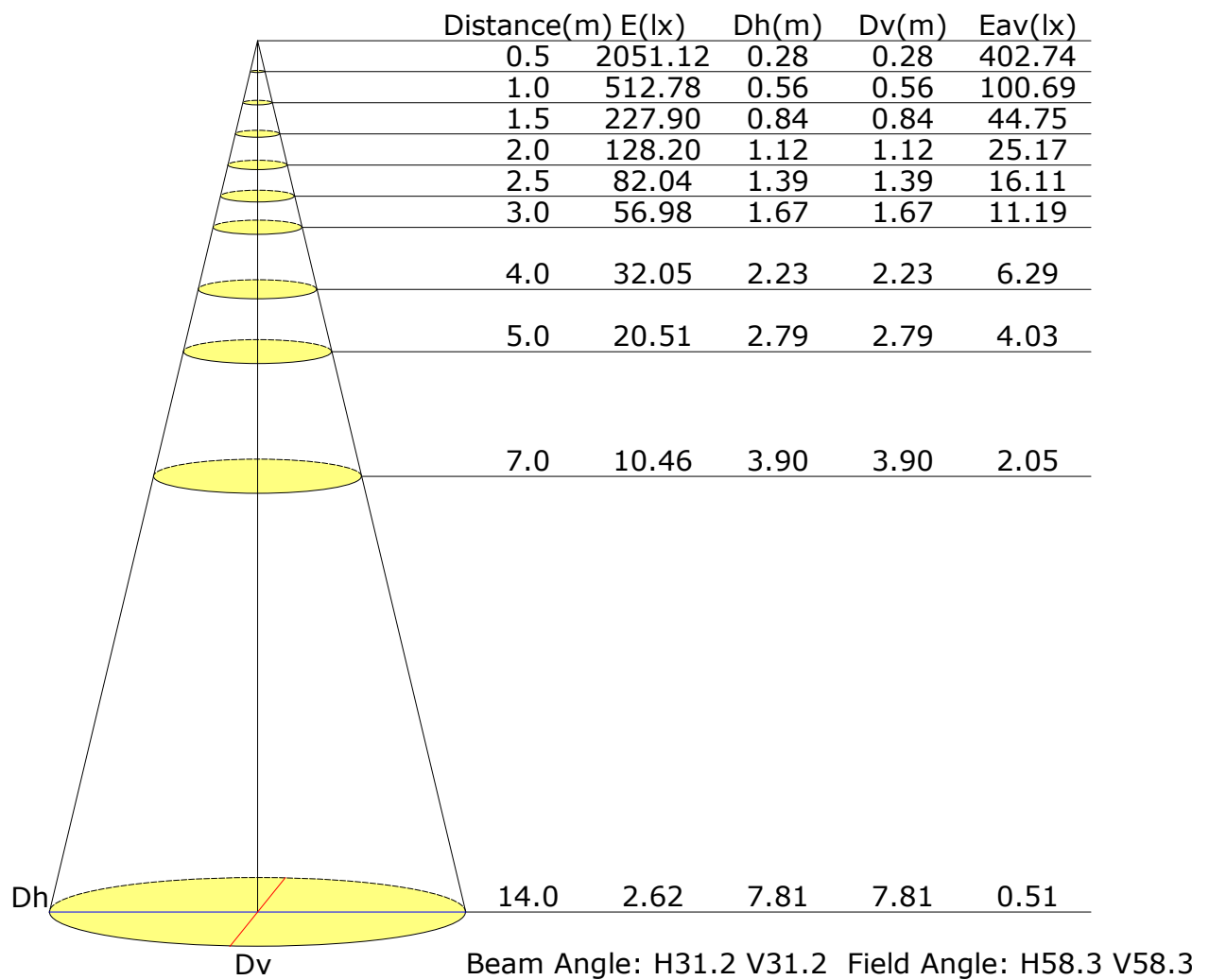


Mounting Height: 10m		Max Lux(100%): 6 lx	
(1%):	0 lx	(2%):	0 lx
(5%):	0 lx	(10%):	1 lx
(20%):	1 lx	(50%):	3 lx
(100%):	6 lx		

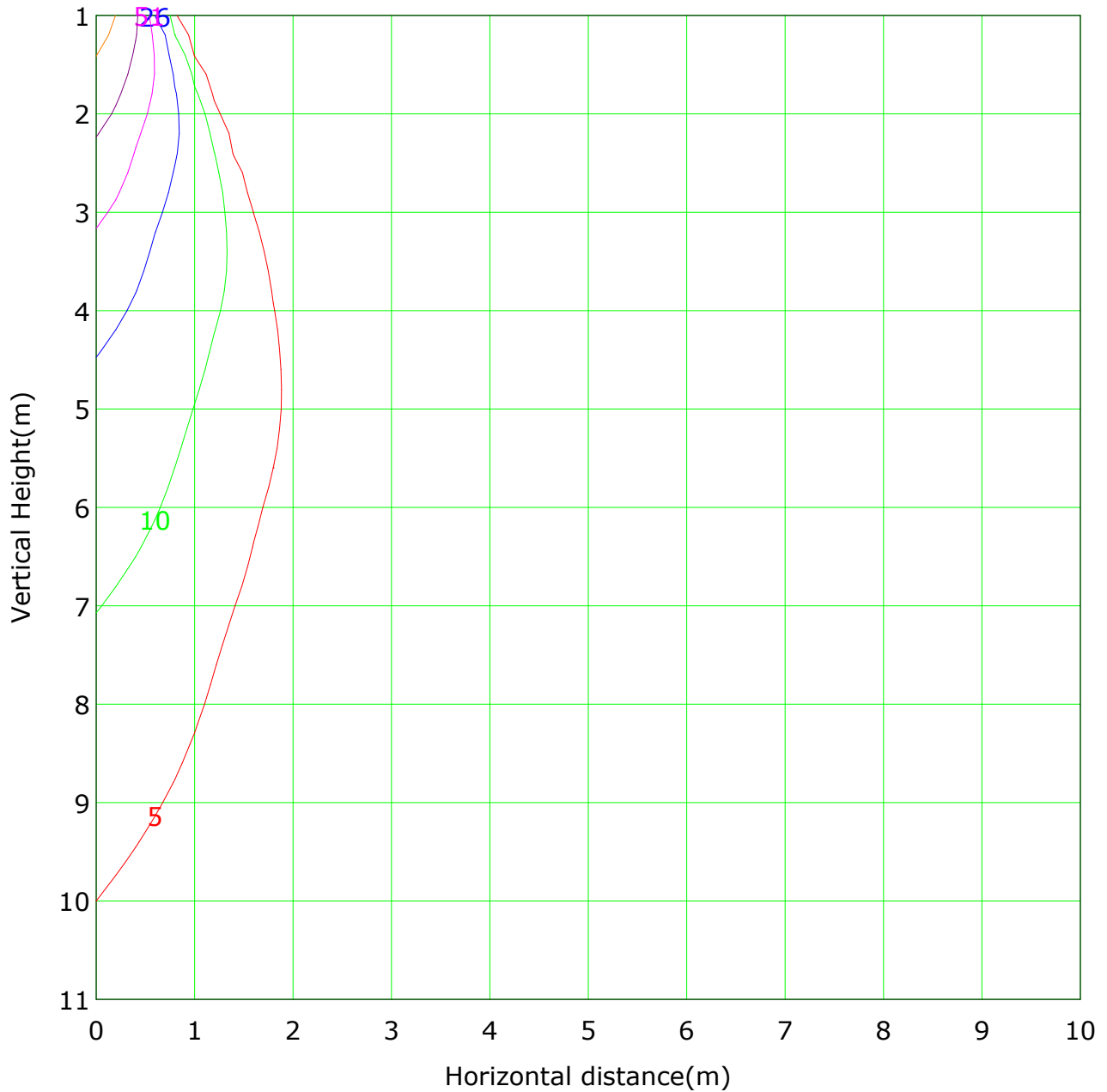
C Plane (°):0.0-180.0: 180.0
Test Lab:
Test Type: TYPE C
Temperature:
Operator:

Gamma Plane (°):0.0-90.0:5.0
Test Device: CHL-6E
Distance: 3.000 m
Humidity:
Inspector:

Illuminance at a Distance



Vertical IsoLux Plot



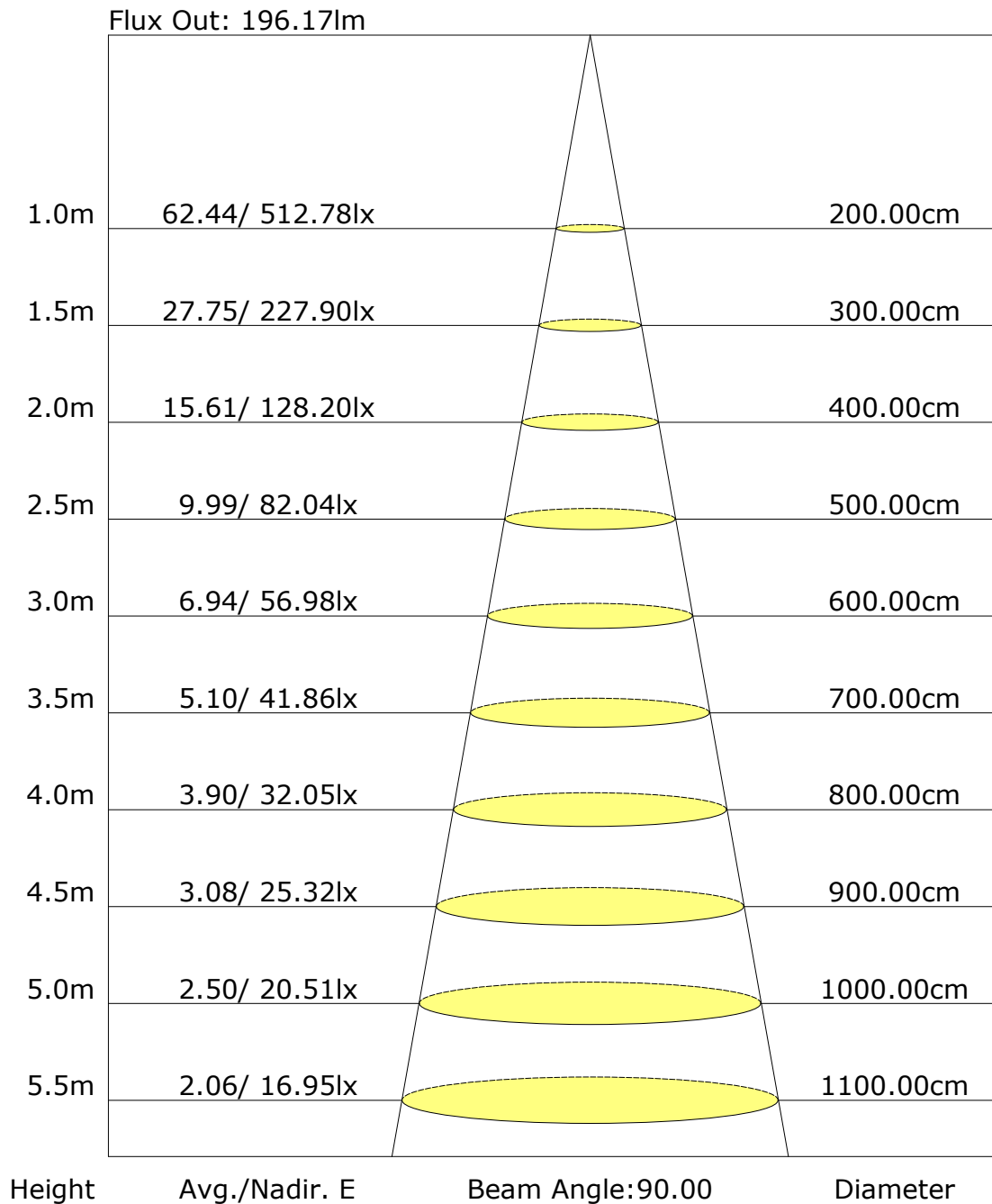
Lowest(m): 1m Highest(m): 11 Max Lux: 513

(1%): 5 lx	(2%): 10 lx
(5%): 26 lx	(10%): 51 lx
(20%): 103 lx	(50%): 256 lx
(100%): 513 lx	

C Plane (°):0.0-180.0: 180.0
Test Lab:
Test Type: TYPE C
Temperature:
Operator:

Gamma Plane (°):0.0-90.0:5.0
Test Device: CHL-6E
Distance: 3.000 m
Humidity:
Inspector:

The average illuminance effective figure



C Plane (°): 0.0-180.0: 180.0
Test Lab:
Test Type: TYPE C
Temperature:
Operator:

Gamma Plane (°): 0.0-90.0: 5.0
Test Device: CHL-6E
Distance: 3.000 m
Humidity:
Inspector:

Gamma Plane (°):0.0-90.0:5.0
Test Device: CHL-6E
Distance: 3.000 m
Humidity:
Inspector:

Unit: cd

Gamma Plane (°):0.0-90.0:5.0
Test Device: CHL-6E
Distance: 3.000 m
Humidity:
Inspector: